

Leisure Battery Solutions



Comprehensive
battery range
for all vehicle needs:

Equipment Gel

Dual AGM

Dual



Made in Europe
by Exide Technologies
Original Equipment
Manufacturer





Ensure safer & longer trips by choosing the right battery



On motorhomes & caravans, safety and comfort depend on an electrical supply to all equipment. This supply is usually provided by batteries, in charge of key operations such as food preservation, water supply, radio/GPS supply and room heating/cooling.

As efficient energy storage is crucial to keep the vehicle moving, Exide presents the new Leisure battery offer, covering the energy storage needs of both professional installers and private users.

When you choose the right Leisure battery for a motorhome or caravan, the electrical supply will last longer, ensuring enhanced trip duration and comfort. Additionally, new Leisure premium types are the first on the market to feature both verifications from the UK's NCC (National Caravan Council) and approvals from DNV-GL for AGM and GEL types.

How to select the best battery

Understand the conditions of use of the battery

1

Select the best battery technology according to its usage requirements

2

Finalize your choice by calculating the energy required in Watt per hour

3



1 Understand the conditions of use of the battery

At installation

Battery location



LOW GAS EMISSION



INTERNAL GAS RECOMBINATION

Most batteries need ventilation as well as isolation when installed in the vehicle, since during use they will give off a mix of hydrogen and oxygen gasses. By using batteries with our “internal gas recombination” feature, minimal gas emissions are regulated by the valve (VRLA), so special ventilation or isolation is not required. VRLA batteries can also be installed for locations like inside the passenger room or under the driver seat.



MED INCLINATION



HIGH INCLINATION

Mounting position

Often a vehicle’s layout will restrict where batteries can be installed. By selecting a battery with our «high inclination» feature, it can be positioned at a steep angle. This offers maximum flexibility when working around space constraints.

During service life

Maintenance



LOW MAINTENANCE



MAINTENANCE FREE

Traditionally, batteries require periodic inspections for water topping up, cleaning and recharge.

This is sometimes arduous due to access difficulties, lack of time or inexperience. By using batteries with our “maintenance free” feature, time dedicated to maintenance will be drastically reduced because there is no need to inspect electrolyte levels or to clean spillages. Self-discharge is also extremely low during resting periods, reducing the frequency for recharges.



STANDARD RECHARGE



FASTER RECHARGE

Rechargeability

The engine alternator usually recharges the battery during driving time. Nevertheless, to keep batteries at a full state of charge, you can undertake complementary recharges by using chargers plugged into the mains during parking time. By using batteries with our “faster recharge” feature (together with efficient chargers), you can reduce the time needed to complete a full recharge by up to 50%. Also, recharge from the alternator will become more efficient.

For vehicle upgrade

Energy reserve



STANDARD SIZE



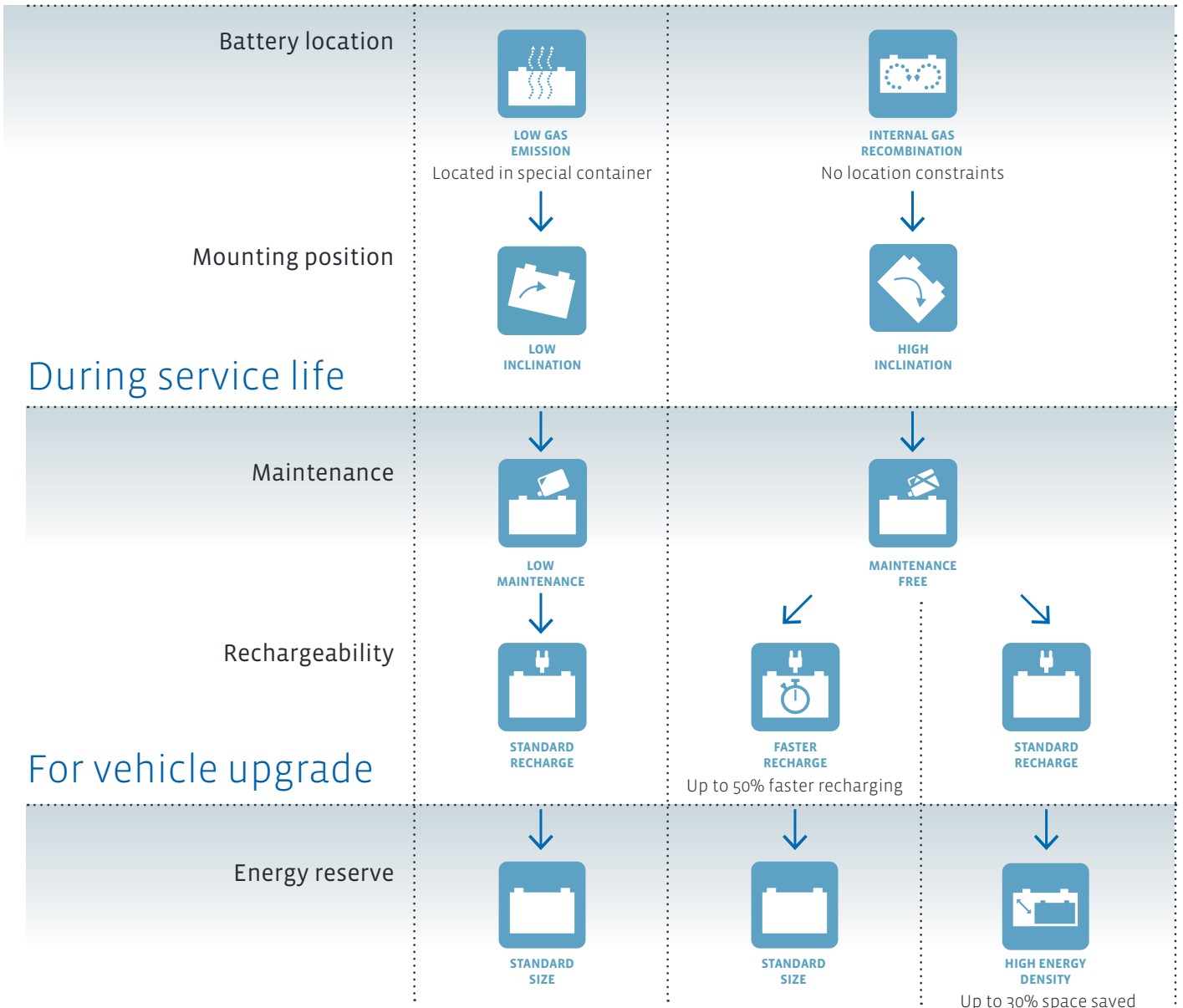
HIGH ENERGY DENSITY

Batteries fitted to motorhomes or caravans have the capacity to provide the total amount of energy (Watt x hour) required for a trip. So when new equipment is installed or longer trips are foreseen, extra capacity will be needed to supply enough power. However, room for extra batteries is usually limited, so extension is not feasible. By using batteries with our “High energy density” feature, room dedicated to batteries can be optimized, as either more energy will be stored in the same volume, or the same amount of energy will require less volume, providing a space saving of up to 30%.

2 Select the best battery technology according to its usage requirements



At installation



Dual



Dual AGM



Equipment Gel



The right battery for every need



Equipment Gel

- › Ideal for best-equipped motorhomes & caravans
- › High mounting flexibility
- › Maintenance free
- › High vibration & tilt resistant, spill-proof, leak-proof
- › Thanks to the exclusive Gel technology (electrolyte fixed in a gel) with VRLA venting (valve regulated) Wh* performance range coverage goes from 290Wh to 2400Wh



SUPERIOR CYCLING



INTERNAL GAS RECOMBINATION



MAINTENANCE FREE



HIGH INCLINATION



HIGH ENERGY DENSITY



Dual AGM

- › Ideal for most popular range of motorhomes & caravans
- › High mounting flexibility
- › Maintenance free
- › High vibration & tilt resistant, spill-proof, leak-proof
- › With AGM technology (absorbed glass mat flat plate or orbital) with VRLA venting (valve regulated), Wh* performance range coverage goes from 450Wh to 2100Wh



EXTRA START & SUPPLY



INTERNAL GAS RECOMBINATION



MAINTENANCE FREE



HIGH INCLINATION



FASTER RECHARGE



Dual

- › Ideal for traditional motorhomes & caravans
- › Regular mounting conditions (safe gas conduction by central degassing & spark arrestor)
- › Low maintenance, easy electrolyte and charge inspection thanks to a “Magic Eye”
- › Medium vibration & tilt resistant, spill-proof
- › Standard flooded technology with central degassing, Wh* performance range coverage goes from 350Wh to 660Wh



START & SUPPLY



LOW MAINTENANCE



LOW GAS EMISSION



LOW INCLINATION

* Wh = Available Watt x hour at 20h rate from a battery, without exceeding its recommended depth of discharge

3 Finalize your choice by calculating the energy required in Watt per hour

1. Start by calculating device consumptions

Device	Power consumption (W)	Daily running time (h)	Added energy to supply (W)x(h)=(Wh)
Light bulb	25	4	100
Coffee machine	300	1	+ 300
TV set	40	3	+ 120
Water pump	35	2	+ 70
Fridge	80	6	+ 480
TOTAL ADDITION			= 1,070

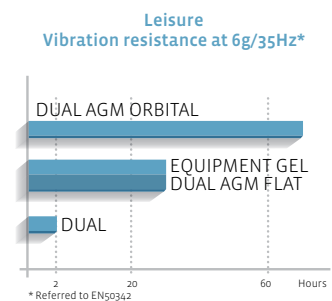
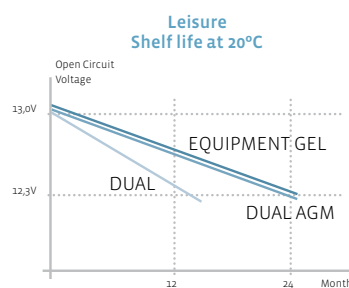
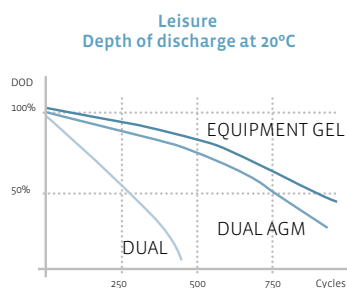
2. Apply a safety factor to cover overuse (recommended)

SAFETY FACTOR	x 1,2
TOTAL REQUIRED	= 1,284

3. Select your battery set according to the requirements

EQUIPMENT GEL	1 battery	ES 1300	providing	1,300 Wh*	and weighing	39 kg
DUAL AGM	2 batteries	EP 900	providing 2x900=	1,800 Wh*	and weighing 2x32=	64 kg
DUAL	3 batteries	ER 450	providing 3x450=	1,350 Wh*	and weighing 3x23=	69 kg

* Wh = Available Watt x hour at 20h rate from a battery, without exceeding its recommended depth of discharge



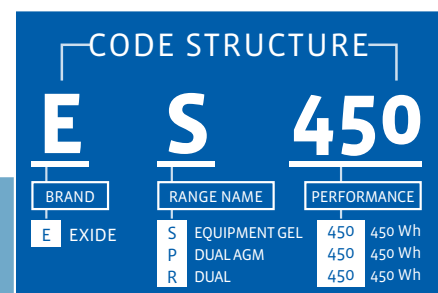
Did you know ?

When selected battery technology does not achieve the required Wh for a vehicle, either the number of batteries connected in parallel has to be increased or the technology has to be upgraded to Equipment Gel.

Type List

	CODE	TECHNOLOGY			PERFORMANCES			DIMENSIONS			TECHNICAL CHARACTERISTICS				DNV-GL type approved
		GEL	AGM Flat	AGM Orbital	Wh*	Capacity Ah (20h)	CCA A (EN)	L (mm)	W (mm)	H (mm)	Polarity	Terminal	Weight (kg)	Box	
 <p>EQUIPMENT GEL</p>	ES290	•			290	25		166	175	125	0	Flat Lug(M5)	10	P24	•
	ES 450	•			450	40	–	210	175	175	0	Flat Lug (19)	15	LB1	•
	ES 650	•			650	56	–	278	175	190	0	Standard	21	L03	•
	ES 900	•			900	80	–	350	175	190	0	Standard	27	L05	•
	ES 950	•			950	85	–	350	175	235	1	Standard	30	D02	•
	ES1000-6	•			1000	190 (6V)	–	244	190	275	0	Standard	29	GC2	•
	ES 1200	•			1200	110	–	285	270	230	2	Standard	39	D07	•
	ES 1300	•			1300	120	–	350	175	290	0	Standard	39	D03	•
	ES 1350	•			1350	120	–	513	189	223	3	Standard	40	D04	•
	ES 1600	•			1600	140	–	513	223	223	3	Standard	47	D05	•
	ES 2400	•			2400	210	–	518	279	240	3	Standard	67	D06	•
 <p>DUAL AGM</p>	EP 450			•	450	50	750	260	173	206	1	Standard+Threaded	19	G34	•
	EP 500		•		500	60	680	242	175	190	0	Standard	18	L02	•
	EP 600		•		500	70	760	278	175	190	0	Standard	21	L03	•
	EP 800		•		600	95	850	353	175	190	0	Standard	27	L05	•
	EP 900		•		900	100	720	330	173	240	9	Standard+Threaded	32	G31	•
	EP 1200		•		1200	140	700	513	189	223	3	Standard	45	D04	•
	EP 1500		•		1500	180	900	513	223	223	3	Standard	55	D05	•
	EP 2100		•		2100	240	1200	518	279	240	3	Standard	72	D06	•
 <p>DUAL</p>	ER 350				350	80	510	260	175	225	1	Standard	19	D26	
	ER 450				450	95	650	310	175	225	1	Standard	23	D31	
	ER 550				550	115	760	350	175	235	1	Standard	29	D02	
	ER 650				650	142	850	350	175	290	1	Standard	35	D03	
	ER 660				660	140	750	513	189	223	3	Standard	38	D04	
 <p>EQUIPMENT</p>	Complementary range for basic equipment needs														
	ET 550				550	80	600	278	175	190	0	Standard	21	L03	
	ET 650				650	90	–	350	175	190	0	Standard	27	L05	
	ET 950				950	135	–	513	189	223	3	Standard	40	D04	
	ET1300				1300	180	–	513	223	223	3	Standard	50	D05	
	ET 1600				1600	230	–	518	279	240	3	Standard	65	D06	

*Wh = Available Watt x hour at 20h rate from a battery, without exceeding its recommended depth of discharge



Did you know ?

Exide also produces batteries for light vehicles, commercial vehicles, motorcycles and boats. Contact your local sales representative or visit www.exide.com to find out more.

Exide Technologies, with operations in more than 80 countries and more than 120 years of experience, is one of the world's largest producers and recyclers of lead-acid batteries. The company develops state-of-the-art energy storage solutions for the automotive and industrial market. Leading car, truck and lift truck manufacturers trust in Exide Technologies as an original equipment supplier. Exide also serves the aftermarket through a portfolio of successful and well-known brands.

Exide Transportation manufactures batteries for light and commercial vehicles, as well as agricultural and marine leisure applications. Industrial markets – under the division **GNB Industrial Power** – include efficient energy storage solutions for motive power applications such as lift trucks, cleaning machines and other commercial electrical vehicles, and network power applications such as telecommunications systems, renewables, and uninterruptible power supply (UPS).

Exide's engineers have always been at the forefront of bringing important innovations to the industry.

Exide's ISO/TS-certified manufacturing facilities ensure that customers receive products that are produced with maximum efficiency and fulfill the highest quality standards, while minimizing impact on the environment.

Exide's extensive sales and distribution network provides quality service and delivers on time to its customers. Its world-class recycling facilities ensure that batteries will be reused, helping to make a positive contribution to the environment. Exide also provides services, accessories and energy consulting to its clients.



European Headquarters

Exide Technologies SAS
5 allée des Pierres Mayettes,
92636 Gennevilliers
France
Tel: +33 1 41 21 23 00
Fax +33 1 41 21 27 15
www.exide.com/eu

Exide Battery Finder

