

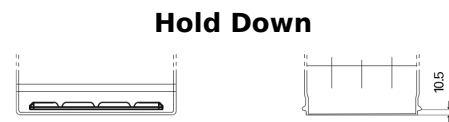

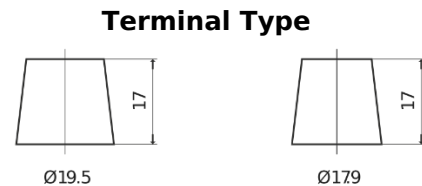
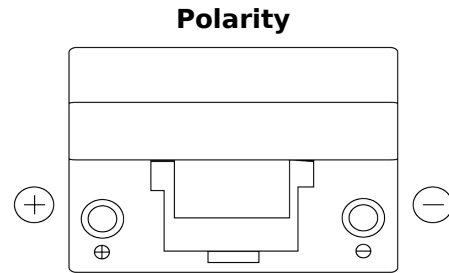
Product overview

Batteries for Marine and Leisure

Dual ER450



Part number	ER450
Technology	Flooded
EAN/GTIN	3661024035996
Voltage	12 V
Capacity	95 Ah
CCA	650 A
Watt hour	450 Wh
Length	306 mm
Width	173 mm
Height	222 mm
Box size	D31
Polarity	ETN 1
Terminal Type	EN taper post
Hold Down	Korean B1
Weights (subject of variation)	21.70 kg



Design, features and specifications are subject to change without notice. We disclaim any representation or warranty, express or implied, concerning the data or recommendations, and in no event shall be liable for any loss or damage claimed to have arisen as a result. Some products may not be available in your local market.