

**Product overview**

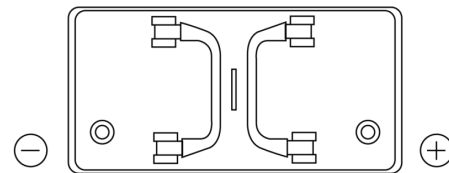
Batteries for Trucks, Buses, Construction, Agriculture

**StartPRO FG1100**

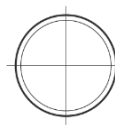
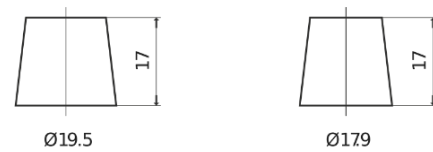


|                                |               |
|--------------------------------|---------------|
| Part number                    | FG1100        |
| Technology                     | Flooded       |
| EAN/GTIN                       | 3661024045377 |
| Voltage                        | 12 V          |
| Capacity                       | 110.0 Ah      |
| CCA                            | 750 A         |
| Length                         | 349 mm        |
| Width                          | 175 mm        |
| Height                         | 235 mm        |
| Box size                       | D02           |
| Polarity                       | ETN 0         |
| Terminal Type                  | EN taper post |
| Hold Down                      | B0            |
| Weights (subject of variation) | 25.40 kg      |

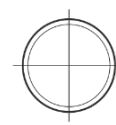
**Polarity**



**Terminal Type**



Positive Terminal



Negative Terminal

**Hold Down**



Design, features and specifications are subject to change without notice. We disclaim any representation or warranty, express or implied, concerning the data or recommendations, and in no event shall be liable for any loss or damage claimed to have arisen as a result. Some products may not be available in your local market.