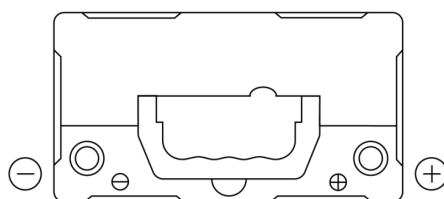
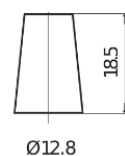
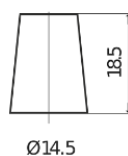


Product overview

Batteries for Cars

Excell EB456

Part number	EB456
Technology	Flooded
EAN/GTIN	3661024034357
Voltage	12 V
Capacity	45.0 Ah
CCA	330 A
Length	237 mm
Width	127 mm
Height	227 mm
Box size	B24
Polarity	ETN 0
Terminal Type	JIS taper post
Hold Down	B0
Weights (subject of variation)	11.40 kg

Polarity**Terminal Type**

Positive Terminal

Negative Terminal

Hold Down

Design, features and specifications are subject to change without notice. We disclaim any representation or warranty, express or implied, concerning the data or recommendations, and in no event shall be liable for any loss or damage claimed to have arisen as a result. Some products may not be available in your local market.