

Product overview

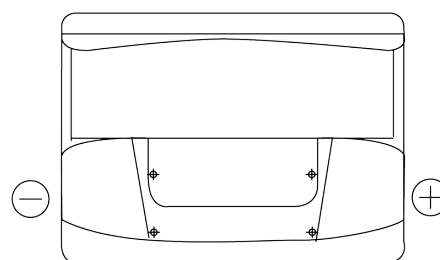
Batteries for Marine and Leisure

Start EN600

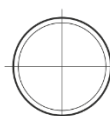


| | |
|--------------------------------|---------------|
| Part number | EN600 |
| Technology | Flooded |
| EAN/GTIN | 3661024036092 |
| Voltage | 12 V |
| Capacity | 62 Ah |
| CCA | 540 A |
| MCA | 600 |
| Length | 242 mm |
| Width | 175 mm |
| Height | 190 mm |
| Box size | L02 |
| Polarity | ETN 0 |
| Terminal Type | EN taper post |
| Hold Down | B13 |
| Weights (subject of variation) | 14.20 kg |

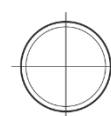
Polarity



Terminal Type



Positive Terminal



Negative Terminal

Hold Down



Design, features and specifications are subject to change without notice. We disclaim any representation or warranty, express or implied, concerning the data or recommendations, and in no event shall be liable for any loss or damage claimed to have arisen as a result. Some products may not be available in your local market.