

**Product overview**

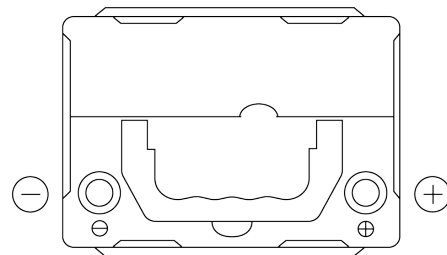
Batteries for Cars

**Excell EB356A**

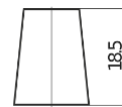


Part number	EB356A
Technology	Flooded
EAN/GTIN	3661024034883
Voltage	12 V
Capacity	35 Ah
CCA	240 A
Length	187 mm
Width	127 mm
Height	220 mm
Box size	B19
Polarity	ETN 0
Terminal Type	JIS taper post
Hold Down	Korean B1 Long
Weights (subject of variation)	8.90 kg

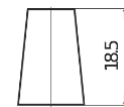
**Polarity**



**Terminal Type**



Ø14.5



Ø12.8



Positive Terminal



Negative Terminal

**Hold Down**

3 notches



Design, features and specifications are subject to change without notice. We disclaim any representation or warranty, express or implied, concerning the data or recommendations, and in no event shall be liable for any loss or damage claimed to have arisen as a result. Some products may not be available in your local market.