

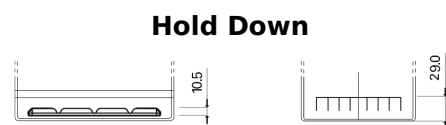
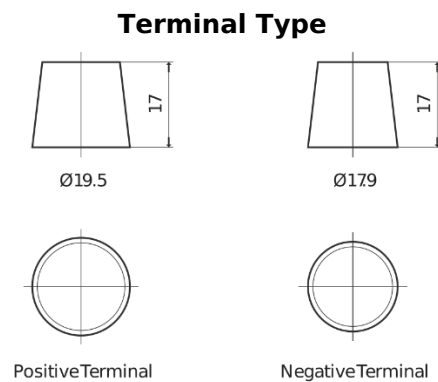
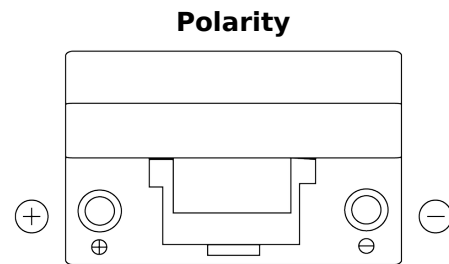
Product overview

Batteries for Marine and Leisure

Dual ER350



| | |
|--------------------------------|---------------|
| Part number | ER350 |
| Technology | Flooded |
| EAN/GTIN | 3661024036009 |
| Voltage | 12 V |
| Capacity | 80.0 Ah |
| CCA | 510 A |
| Watt hour | 350 Wh |
| Length | 270 mm |
| Width | 173 mm |
| Height | 222 mm |
| Box size | D26 |
| Polarity | ETN 1 |
| Terminal Type | EN taper post |
| Hold Down | Korean B1+B6 |
| Weights (subject of variation) | 17.40 kg |



Design, features and specifications are subject to change without notice. We disclaim any representation or warranty, express or implied, concerning the data or recommendations, and in no event shall be liable for any loss or damage claimed to have arisen as a result. Some products may not be available in your local market.